

# Semi-automatic Spiral Binding Machines 42 SE and 62 SE

**RENZ**<sup>®</sup>  
Binding and Laminating Systems



The only difference between the spiralbinding machines 42 SE and 62 SE is the working width. They will bind collated and prepunched books, calendars, pads etc., using tin-plated or nylon coated wire. There is no problem with oversized calendar sheets or different size sheets, provided that the oversized sheets correspond to the unbound side. The wire is fed from a standing storage (barrel or spool). Special rectifying tools take out any twist and straighten the wire. The wire is guided via guide rollers to the mandrel which forms the diameter of the spiral. The pre-punched product is placed onto the book supports. By starting the machine the spiral is introduced into the perforation. The needed spirallength is adjusted at the elec-

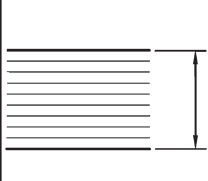
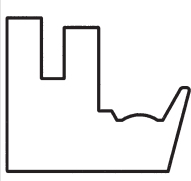
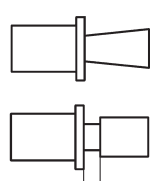
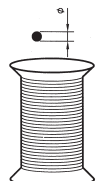
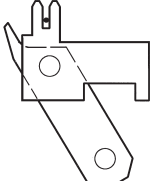









tronic wire length's control. the machine stops automatically when the wire reaches the required length. The spiral is cut off and both spiral ends are bend inwards. The machine is ready for the next cycle.

A special support is available for incorporating calendar hooks/hangers.

The operation cycle is controlled by a foot pedal and knee switch from a comfortable seated position. Both hands are free for feeding and taking off.

The simple operation and short change-over times for other jobs make the machines profitable even for small runs or medium productions.



Technical data		42 SE		62 SE	
Coil-bound edge		min.	100 mm	100 mm	
		with special equipment min.	77 mm	77 mm	
		max.	420 mm	620 mm	
Unbound edge		no limit			
Capacity – depending on the product and operator		up to 600 products/h			
Electrical equipment		200-240 V, 50/60 Hz, 0,37 kW			
Dimensions of the machine with wire storage		2,00 x 1,50 m		2,30 x 1,50 m	
Weight		125 kg		145 kg	
Thickness of book	Book support	Mandrel	Wire diameter	Cutting knives	recommended perforation
					<b>1 : 1</b>
<b>5 mm pitch</b>					
4 mm	23 - 4	F 68 d 8k	0,8 mm	F 68 m 35-1,0	
5 mm	23 - 5	F 68 d 9k	0,8 mm	F 68 m 35-1,0	
6 mm	23 - 6	F 68 d 10k	0,8 mm	F 68 m 35-1,0	
7 mm	23 - 7	F 68 d 11	0,8 mm	F 68 m 35-1,0	
8 mm	23 - 8	F 68 d 12	0,9 mm	F 68 m 35-1,0	
9 mm	23 - 9	F 68 d 13	0,9 mm	F 68 m 33-1,0	
10 mm	23 - 10	F 68 d 14	0,9 mm	F 68 m 33-1,0	
11 mm	23 - 11	F 68 d 16	1,0 mm	F 68 m 33-1,2	
12 mm	23 - 12	F 68 d 17	1,0 mm	F 68 m 33-1,2	
13 mm	23 - 13	F 68 d 18	1,0 mm	F 68 m 33-1,2	
14 mm	23 - 14	F 68 d 19	1,0 mm	F 68 m 33-1,2	
15 mm	23 - 15	F 68 d 21	1,0 mm	F 68 m 33-1,2	
16 mm	23 - 16	F 68 d 22	1,0 mm	F 68 m 33-1,2	
<b>6 mm pitch</b>					
6 mm	23 - 6	F 68 d 10k	0,8 mm	F 68 m 37-1,0	
7 mm	23 - 7	F 68 d 11	0,8 mm	F 68 m 37-1,0	
8 mm	23 - 8	F 68 d 12	0,9 mm	F 68 m 35-1,0	
9 mm	23 - 9	F 68 d 13	0,9 mm	F 68 m 35-1,0	
10 mm	23 - 10	F 68 d 14	0,9 mm	F 68 m 35-1,0	
11 mm	23 - 11	F 68 d 16	0,9 mm	F 68 m 33-1,0	
12 mm	23 - 12	F 68 d 17	0,9 mm	F 68 m 33-1,0	
13 mm	23 - 13	F 68 d 18	1,0 mm	F 68 m 33-1,2	
14 mm	23 - 14	F 68 d 19	1,0 mm	F 68 m 33-1,2	
15 mm	23 - 15	F 68 d 21	1,0 mm	F 68 m 33-1,2	
16 mm	23 - 16	F 68 d 23	1,0 mm	F 68 m 33-1,2	
17 mm	23 - 17	F 68 d 24	1,2 mm	F 68 m 43-1,4	
18 mm	23 - 18	F 68 d 25	1,2 mm	F 68 m 43-1,4	
19 mm	23 - 19	F 68 d 26	1,2 mm	F 68 m 43-1,4	
20 mm	23 - 20	F 68 d 28	1,2 mm	F 68 m 43-1,4	
21 mm	23 - 21	F 68 d 29	1,2 mm	F 68 m 43-1,4	
22 mm	23 - 22	F 68 d 30	1,2 mm	F 68 m 43-1,4	
23 mm	23 - 23	F 68 d 31	1,2 mm	F 68 m 43-1,4	
24 mm	23 - 24	F 68 d 32	1,2 mm	F 68 m 43-1,4	
<b>8 mm pitch</b>					
13 mm	23 - 13	F 68 d 18	1,0 mm	F 68 m 53-1,1	
14 mm	23 - 14	F 68 d 19	1,0 mm	F 68 m 53-1,1	
15 mm	23 - 15	F 68 d 21	1,0 mm	F 68 m 53-1,1	
16 mm	23 - 16	F 68 d 23	1,0 mm	F 68 m 53-1,1	
17 mm	23 - 17	F 68 d 24	1,0 mm	F 68 m 53-1,1	
18 mm	23 - 18	F 68 d 25	1,2 mm	F 68 m 53-1,3	
19 mm	23 - 19	F 68 d 26	1,2 mm	F 68 m 53-1,3	
20 mm	23 - 20	F 68 d 28	1,2 mm	F 68 m 51-1,3	
21 mm	23 - 21	F 68 d 29	1,2 mm	F 68 m 51-1,3	
22 mm	23 - 22	F 68 d 30	1,2 mm	F 68 m 51-1,3	
23 mm	23 - 23	F 68 d 31	1,2 mm	F 68 m 51-1,3	
24 mm	23 - 24	F 68 d 32	1,2 mm	F 68 m 51-1,3	